

AMELIA EARHART

TEACHERS' GUIDE • GRADES 3-5



AVIATION • EDUCATION • EXPLORATION

HANGAR MUSEUM

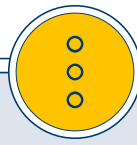


TABLE OF CONTENTS

01

READY FOR TAKEOFF

- Welcome to the Amelia Earhart Hangar Museum
- Using this Teachers' Guide

02

DREAM BIG

A STUDENT FIELD TRIP ACTIVITY

03

FLIGHT SCHOOL

STEAM CLASSROOM ACTIVITIES AND PROJECT-BASED INQUIRIES

1. Museum of Now: English Language Arts, Social Studies
2. Plotting Paths & Places: Mathematics, Social Studies
3. Just Like Flying: Science, English Language Arts

04

PILOT TRAINING

ADDITIONAL RESOURCES

- Meet Amelia
- Atchison Pride
- The Life & Times of Amelia Earhart: A Chronology

05

THE PIONEERING SPIRIT

GAMES & PUZZLES

- Amelia's Words: Cryptogram
- Home Sweet Home: Word Search
- What Happened?: Logic Puzzle

06


FINAL APPROACH

CURRICULUM CORRELATIONS

- Next Generation Science Standards
- Common Core State Standards for Mathematics
- Common Core State Standards for English Language Arts
- C3 Framework for Social Studies State Standards
- Kansas Curriculum Content Standards
- Missouri Standards of Learning

01

READY FOR TAKEOFF



WELCOME

TO THE AMELIA EARHART HANGAR MUSEUM

Just as Amelia Earhart inspired generations of women to do things that had never been done before, the Amelia Earhart Hangar Museum (AEHM) is set to inspire the next generation of pioneers—your students—to imagine the impossible.

Teachers, you are about to lead your class through a story of achievement at the highest levels of air travel. You will be moved by the personal accounts of the women who harnessed their passion for flying to reach the pinnacle of aviation history—and the men who helped them

“SOME OF US HAVE GREAT RUNWAYS ALREADY BUILT FOR US. IF YOU HAVE ONE, TAKE OFF! BUT IF YOU DON’T HAVE ONE, REALIZE IT IS YOUR RESPONSIBILITY TO GRAB A SHOVEL AND BUILD ONE FOR YOURSELF AND FOR THOSE WHO WILL FOLLOW AFTER YOU.”

—AMELIA EARHART



Above—Amelia with her Lockheed Electra 10-E, c. 1930s. Image Credit—MSP 9, George Palmer Putnam collection of Amelia Earhart papers, Purdue University Archives and Special Collections, Purdue University Libraries

get there. As your students follow Amelia Earhart’s journey to excellence, they will see first-hand what can be accomplished through skill, focus, determination, and tireless effort.

Though she disappeared while attempting a final, record-breaking flight, Amelia’s legacy has endured, and her story has reached mythic proportions. Amelia’s steadfast spirit continues to dare students to dream bigger and work harder to achieve their goals.

AEHM is interactive and engaging. From start to finish, students will be captivated by an experience that blends history with science and showcases the evolution of technology and engineering from the 1900s to the modern day. The highlight of your experience is the chance to see the last remaining 1935 Lockheed Electra 10-E, the same model aircraft Amelia flew on her fateful attempt to circumnavigate the world. It is lovingly named *Muriel*, after Amelia’s sister, and is the proud focal point of your visit.

A field trip to AEHM is a vivid look into the story of Amelia Earhart and her distinctive place in history. Her journey from growing up in Atchison, Kansas, to the height of her worldwide fame gives you the opportunity to connect the educational themes of this exhibition to your classroom STEAM content requirements. This Teachers’ Guide features a curriculum designed to offer a memorable learning experience that is interdisciplinary and applicable across several grade levels and areas of study.

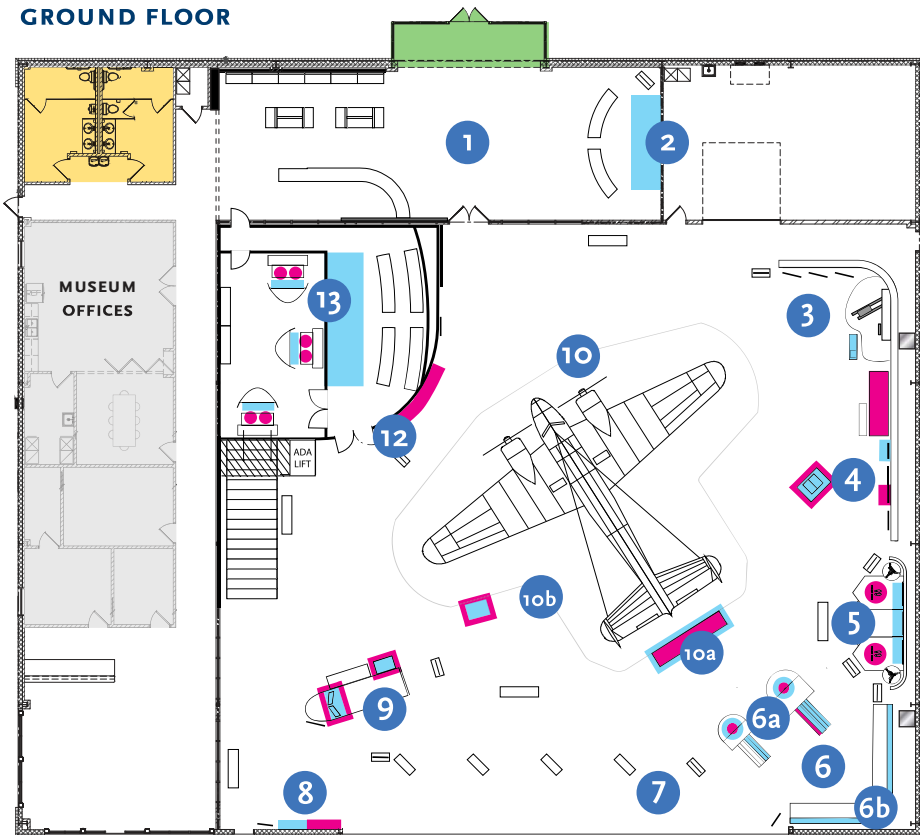
With Amelia Earhart as your guide, it’s time to take your class on the trip of a lifetime. ♦



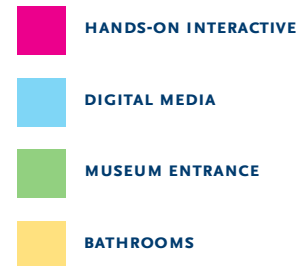
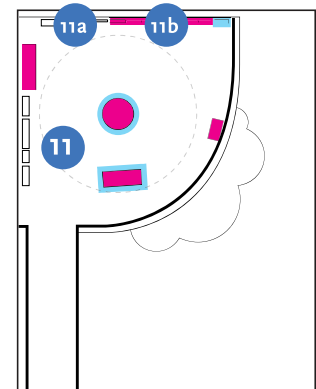
MUSEUM MAP

Aviation • Education • Exploration

GROUND FLOOR



SECOND FLOOR



- 1 Lobby
- 2 Meet Amelia
- 3 Childhood
- 4 Growing Up
- 5 Careers
- 6 6a. Engine Interactive
6b. Skybreakers
- 7 Uplifting Characters
- 8 Feminine Feats & Aircraft
- 9 Cockpit & Flight School
- 10 Muriel
10a: Riveting Interactive
10b: Packing Interactive
- 11 Above the Clouds
11a. Disappearance & Mystery
11b. What Happened
- 12 Quote Wall
- 13 Exit Experience

USING THIS TEACHERS' GUIDE

As a companion to your field trip experience, this Teachers' Guide has been developed to complement your classroom instruction and make the most of your school field trip to The Amelia Earhart Hangar Museum

(AEHM). It contains original, assessable, STEAM-related classroom lesson plans featuring dynamic activities and assignments for Elementary School students in grades three through five. There is also a Teachers' Guide for

Middle School, grades six through eight. Both of these resources have been created to be flexible. Use them to best meet the needs and capabilities of your class. You know your students better than anyone else.

Following this introduction, you will find **Dream Big**, an onsite activity for students to complete during their field trip to AEHM. It will help make the most of their time at the museum, while highlighting some of the relevant content they might not otherwise see or read.



Above—Pictured signing autographs in front of her *Electra* in 1937, Amelia made sure to connect with young people, seeking to inspire their interest in aviation. Image Credit—MSP 9, George Palmer Putnam collection of Amelia Earhart papers, Purdue University Archives and Special Collections, Purdue University Libraries

The next section, **Flight School**, contains three interdisciplinary classroom lesson plans and project-based inquiries addressing national and local standards. The lesson plans begin with instruction pages for teachers that include background content, answer keys, and a list of themes and skills addressed by the activities. Rounding out the lessons are ready-to-copy Student Activity pages that center on key STEAM topics featured on your tour of AEHM. With a scaffolding approach, multiple parts of each lesson take into account a variety of instructional techniques to move your students toward a stronger understanding of the content.

In the first lesson, **“Museum of Now,”** students will review a series of Primary Sources, including Amelia’s own words from WWI and the 1918 flu epidemic. Then they will prepare a museum exhibit of their own childhood, reminiscent of AEHM, including personal oral histories of the modern-day global pandemic.

In the second lesson plan, **“Plotting Paths & Places,”** students will apply their math



Above—Amelia received a bouquet of flowers from 10-year-old Joanne Jordan after taking the girl on a short flight in 1934. Image Credit—MSP 9, George Palmer Putnam collection of Amelia Earhart papers, Purdue University Archives and Special Collections, Purdue University Libraries

“NEVER DO THINGS OTHERS CAN DO AND WILL DO, IF THERE ARE THINGS OTHERS CANNOT DO OR WILL NOT DO.”

—AMELIA EARHART

and geography skills to plot coordinates on a graph to pilot a plane flying through a dangerous storm. Next, they will use latitude and longitude data to find the location of six places around the country that Amelia once called home.

For the third lesson, **“Just Like Flying,”** students will review key vocabulary words related to motion and forces to understand the science behind Amelia’s homemade roller coaster. Using an

open-ended, maker-space type of investigation, they will then explore ways to improve her design. Finally, they will explain their improvements to her prototype in a letter written to seven-year old Amelia. Under **Pilot Training**, you will find additional resources to use in your classroom as you see fit. “Meet Amelia” introduces your class to the woman behind the legend— as a young girl, a young pilot, and a pioneer. “Atchison Pride” spotlights

Amelia’s historic hometown of Atchison, Kansas. “The Life & Times of Amelia Earhart: A Chronology” is a timeline of significant moments in Amelia Earhart’s fascinating life that can, for example, serve as writing prompts and research project topics across the curriculum.

The next section, **The Pioneering Spirit**, contains themed games and puzzles you can assign for extra credit or earmark for your bus ride to and from AEHM.

We know how important it is to be able to justify field trips and document how instructional time is spent outside of your classroom. In **The Final Approach**, this Teachers’ Guide is directly correlated to the Common Core State Standards for Mathematics and English Language Arts along with the Next Generation Science Standards and the C3 Framework for Social Studies State Standards. In addition, you will find specific connections to the Kansas Curriculum Content Standards and the Missouri Standards of Learning. You can readily see how they fit into your required curriculum making it easier than ever to connect a field trip to the Amelia Earhart Hangar Museum with your classroom teaching.

These education resources can be used before your group visit to help prepare students for the teachable moments found throughout the museum, as well as when you return to school to further explore connections between these educational themes and your daily STEAM instruction.

We look forward to inspiring your inner pioneer each time you visit AEHM with your students. ♦